



ASSET LIFECYCLE MANAGEMENT & SUPPLY CHAIN WORKING IN HARMONY

Kenny Ingram

Industry Director

kenny.ingram@ifsworld.com

AGENDA

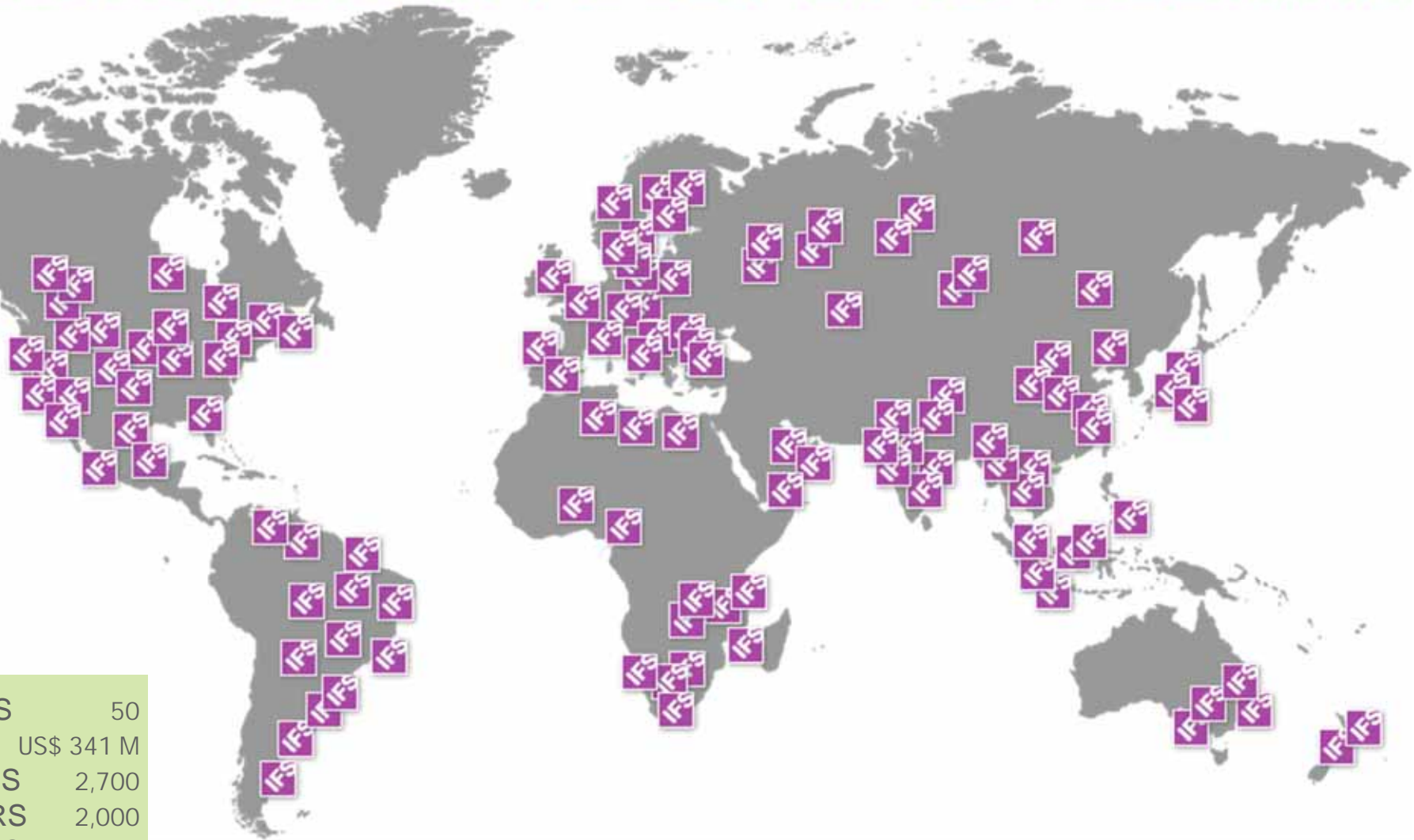


- ➔ Who are IFS
- ➔ Asset Lifecycle Management
 - ➔ Current Landscape
 - ➔ Opportunities for improvement

WHO ARE IFS ?



GLOBAL BUSINESS SOFTWARE PROVIDER SPECIALISING IN ASSET LIFECYCLE MANA



COUNTRIES	50
NET SALES	US\$ 341 M
EMPLOYEES	2,700
CUSTOMERS	2,000
LANGUAGES	20

EXAMPLE IFS CUSTOMERS

Statnett

Technip



Hamworthy

PKE
Południowy Koncern Energetyczny



Seadrill

Interconnector



ROSENBERG

Hertel



stx Europe

Bristow



NOV
NATIONAL OILWELL VARCO

GRENLAND GROUP



NESTE OIL

TRELLEBORG

SEAWELL

A P L

SERIMAX

emgs
ELECTROMAGNETIC SERVICES AS

harland and wolff



Global Marine
Systems

RR Offshore

Yantai Raffles
The Premier Shipbuilder

海上钻井



Rolls-Royce



SERVI
MOTION CONTROL

NCA Norse Cutting & Abandonment

shedden uhde
engineering the future



ROTARY ROTARY ENGINEERING LIMITED

vetco

APPLY SØRSCO

ASEP

BWSC

Cosalt:
safety & protection

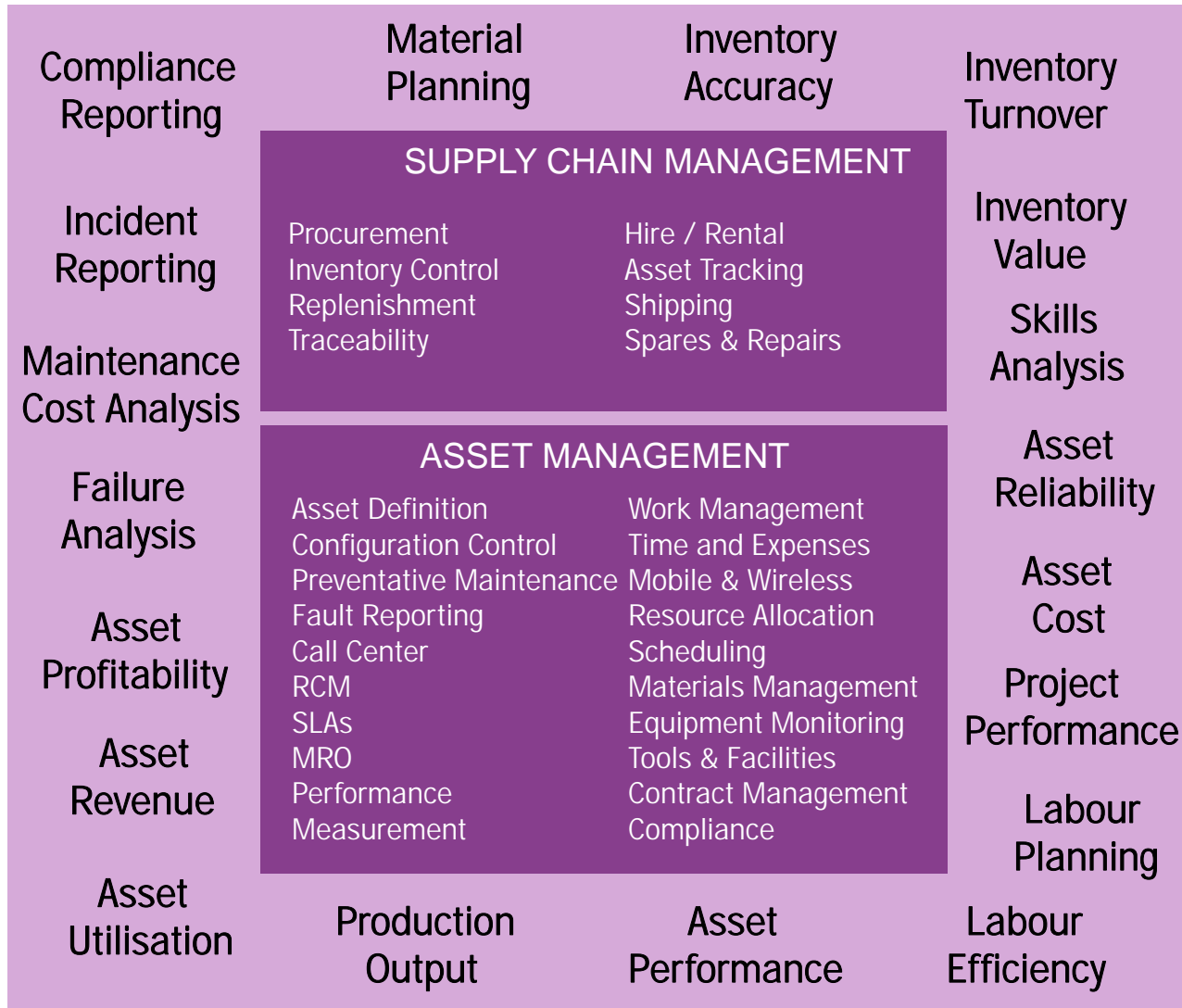




ASSET LIFECYCLE MANAGEMENT CURRENT LANDSCAPE



CURRENT LANDSCAPE



CURRENT LANDSCAPE



SURVEY

Your IT system provides timely , accurate and relevant management information ?

Rate your management information

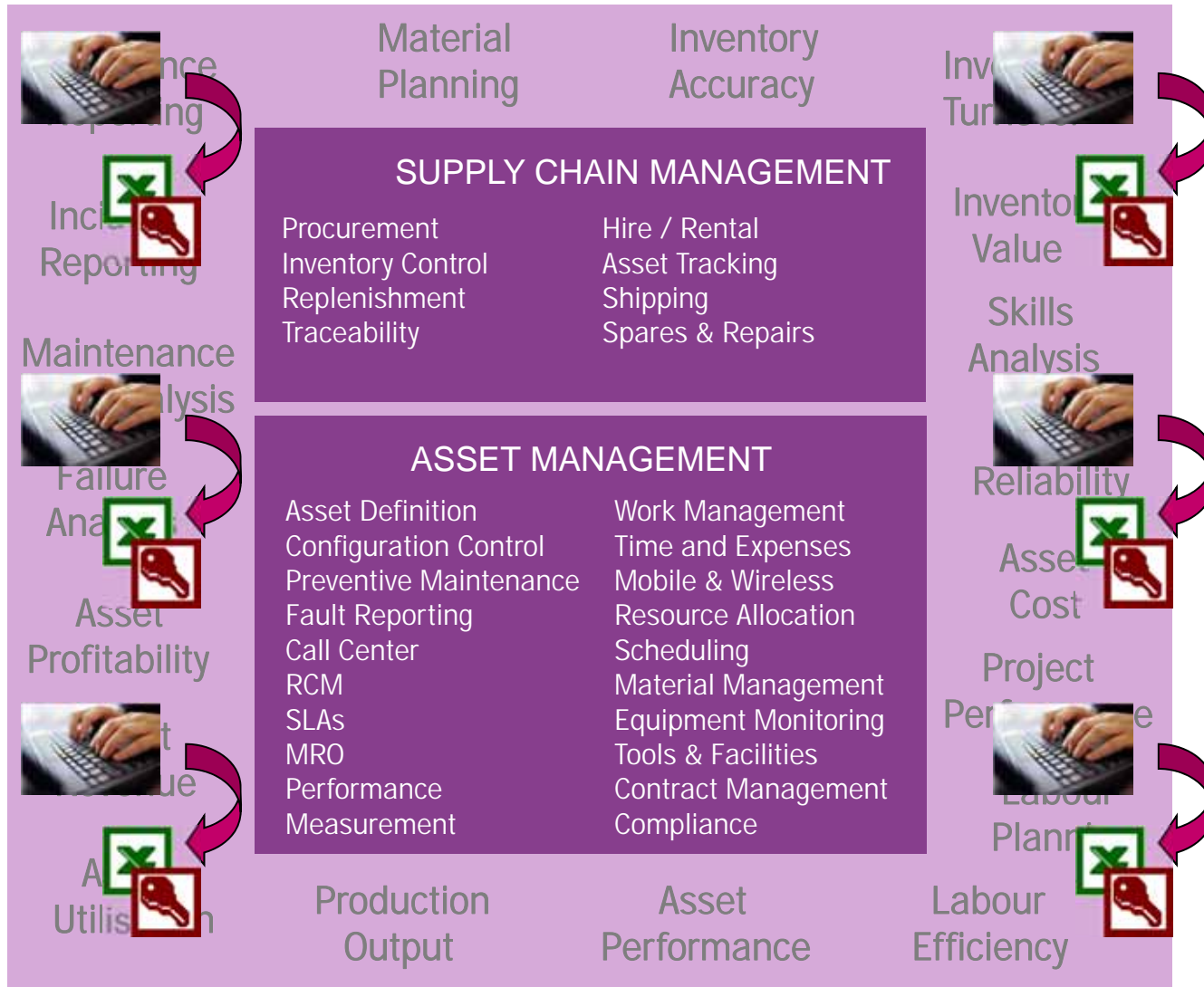
- A Excellent - little room for improvement
- B Good - but needs improving
- C Poor - lots of improvement needed

Output

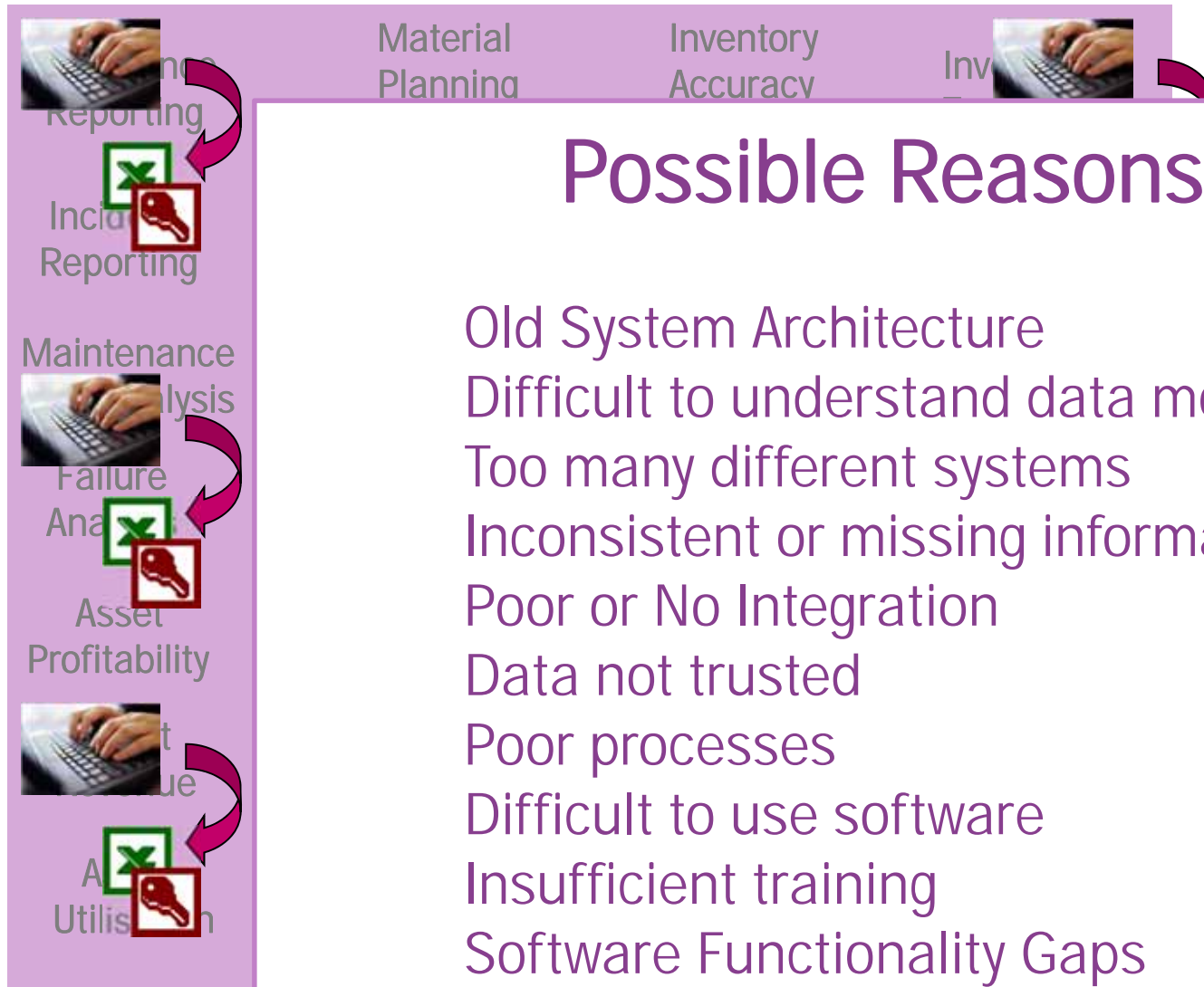
Performance

Efficiency

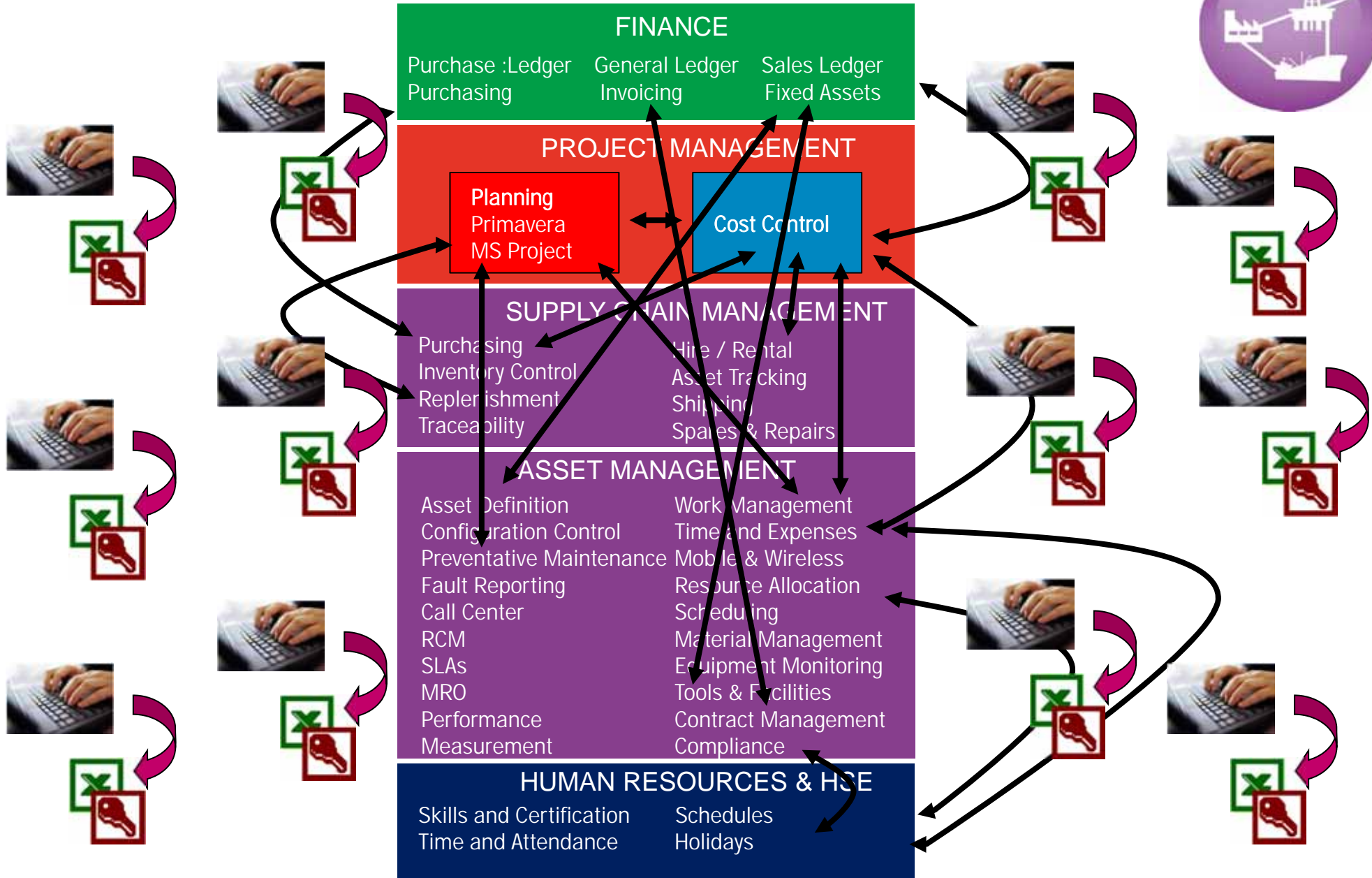
CURRENT LANDSCAPE



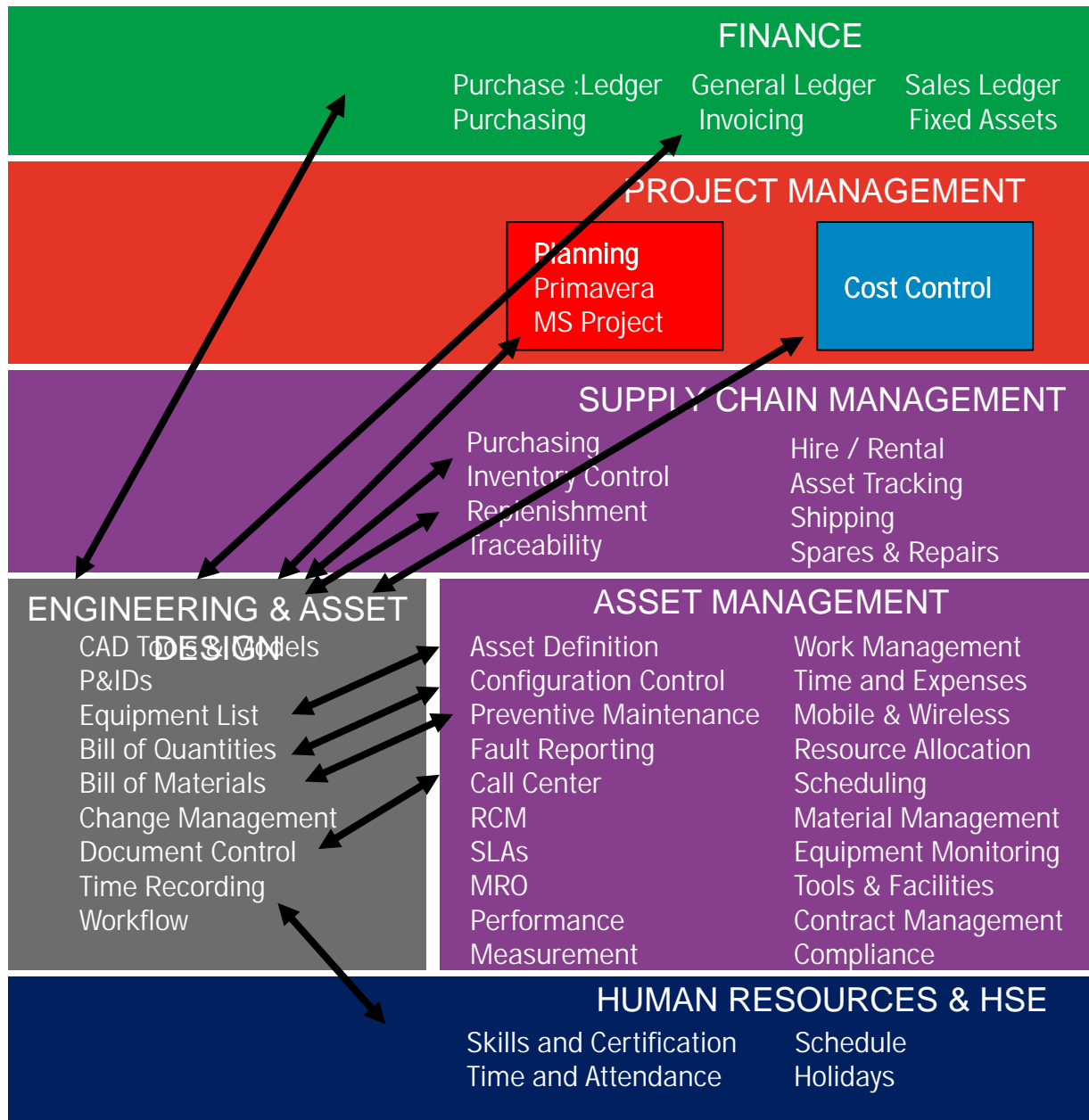
CURRENT LANDSCAPE



CURRENT LANDSCAPE



CURRENT LANDSCAPE



CURRENT LANDSCAPE

FINANCE

Purchase Ledger General Ledger Sales Ledger
 Purchasing Invoicing Fixed Assets

PROJECT MANAGEMENT

Planning
 Primavera
 MS Project

Cost Control

SUPPLY CHAIN MANAGEMENT

Purchasing Hire / Rental
 Inventory Control Asset Tracking
 Replenishment Shipping
 Traceability Spares & Repairs

ENGINEERING & ASSET DESIGN

CAD Tools
 P&IDs
 Equipment List
 Bill of Quantities
 Bill of Materials
 Change Management
 Document Control
 Time Recording
 Workflow

ASSET MANAGEMENT

Asset Definition Work Management
 Configuration Control Time and Expenses
 Preventive Maintenance Mobile & Wireless
 Fault Reporting Resource Allocation
 Call Center Scheduling
 RCM Material Management
 SLAs Equipment Monitoring
 MRO Tools & Facilities
 Performance Contract Management
 Measurement Compliance

DECOMMISSIONING

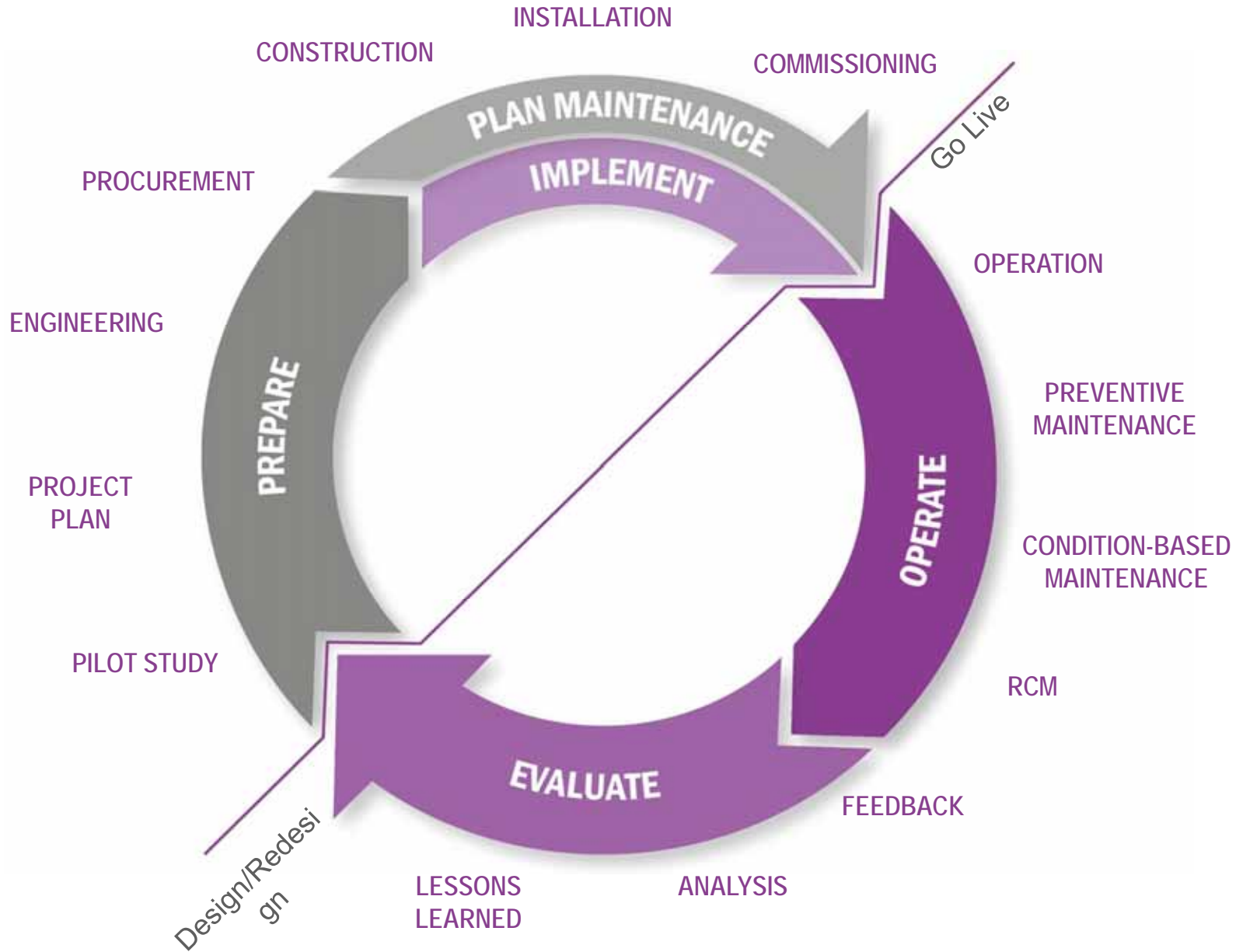
Planning
 Regulatory Compliance
 Procurement
 Sub Contract Management
 Disposal
 Environmental Impact
 Document Control
 Tag Tracking

HUMAN RESOURCES & HSE

Skills and Certification Schedule
 Time and Attendance Holidays



ASSET LIFECYCLE MANAGEMENT



OPPORTUNITIES FOR IMPROVEMENT



Improve Management Information & Processes

- ➔ Improve Current Processes
 - ➔ Improve Quality of Data (make it trusted)
 - ➔ Improve Processes
 - ➔ Build Better Integration to other systems
 - ➔ Increase user training
 - ➔ Write modifications to close software gaps
- ➔ Replace Asset Management Solution
 - ➔ Old System Architecture
 - ➔ Difficult to understand data model
 - ➔ Difficult to use software
 - ➔ Software functionality gaps

OPPORTUNITIES FOR IMPROVEMENT



Implement a more Integrated Strategy

Benefits

- More Efficient Processes
 - Asset and Labour
- Improved Management Information
 - Trusted Timely Information
- Increased Agility
- Lower Cost of Ownership
 - Easier and faster to implement
 - Easier to maintain
 - Less Integrations
 - Easier to Upgrade
 -



IFS SOLUTION



IFS SOLUTION





ASSET MANAGEMENT

ASSET DESIGN

Asset Design
Design Objects
Modifications
Multiple Views
As Designed
System Structure
Function Structure
As Built
Project Aware
Procurement
Asset Status
Documents

ASSET MANAGEMENT

Asset Definition	Work Management
Configuration Control	Time and Expenses
Preventative Maintenance	Mobile & Wireless
Fault Reporting	Resource Allocation
Call Center	Scheduling
RCM	Materials Management
SLAs	Equipment Monitoring
MRO	Tools & Facilities
Performance Analysis	Contract Management
Asset Hire	Compliance

OPTIMISED SCHEDULING

Optimisation Engine **360**
Highly Configurable (handle complex rules)
Graphical Gantt with Alerts

IFS SOLUTION



ASSET MANAGEMENT

Unit	Availability	Performance	Quality	OEE	Short stop	Long stop
PM11	99.5%	76.5%	74.4%	71.4%	2.31%	1.32%
PM21	99.5%	80.5%	78.1%	75.1%	1.30%	0.46%
PM31	99.2%	102.5%	87.6%	79.4%	1.41%	1.09%
PM13	96.7%	86.9%	89.7%	82.9%	1.57%	0.71%
PM12	97.1%	78.1%	73.1%	80.4%	2.24%	0.27%
WOOD	93.4%	92.4%	93.7%	88.5%	1.76%	1.07%
MA-R01	93.7%	74.2%	100%	76%	2.40%	1.17%



IFS SOLUTION



PROJECTS

PLANNING

Primavera



Dependencies
Constraints
Resources
WBS
Progress



Microsoft Project

CONTRACT MANAGEMENT



Contract Management
Variation and Change Control
Invoicing and Applications
Bid Management

Collaboration
Documents
Workflow
Estimating

COST CONTROL

WBS & OBS
Top Down or Bottom Up
Budgeting
Periodic Reviews
Progress
Earned Value
Estimate to Complete
Multi Currency
Quantities
Hours

EXECUTION

Time Recording
Expenses
Deliverables Tracking
Project Dashboard
Status Reporting
Work To Lists
Exceptions & Alerts
Risk Management
Material Planning
Resource Planning

IFS SOLUTION



PROJECTS

PLANNING

Primavera



Dependencies
Constraints
Resources
WBS
Progress



Microsoft Project

CONTRACT MANAGEMENT



Contract Management
Variation and Change Control
Invoicing and Applications
Bid Management

Collaboration
Documents
Workflow
Estimating

COST CONTROL

WBS & OBS
Top Down or Bottom Up
Budgeting
Periodic Reviews
Progress
Earned Value
Estimate to Complete
Multi Currency
Quantities
Hours

EXECUTION

Time Recording
Expenses
Deliverables Tracking
Project Dashboard
Status Reporting
Work To Lists
Exceptions & Alerts
Risk Management
Material Planning
Resource Planning

IFS SOLUTION



PROJECTS

The image displays several overlapping screenshots of the IFS software interface, illustrating various project management and financial reporting capabilities.

Top Left Screenshot: Project Management Dashboard

Project Info: Infrastructure Project C20 - UK Demo User 2 @ APVTS SP4 RACE - IFS Applications

Project Name: Infrastructure Project C20 | Status: Approved | Base Currency: GBP | Earned Value Method: Baseline Revision: Planned

Top Right Screenshot: Activity Resources Table

Short Name	Resource Company	Company Name	Resource ID	Description	Duration Type	Planned Hours	Baseline Hours	Actual Hours for Resource
P1.L2.01	39	Company UK1	ELCENG	Electrical Engineer	Fixed	32.00		6.00
P1.L2.02	39	Company UK1	MECHENG	Mechanical Engineer	Fixed	75.00		6.00
P1.L2.03	39	Company UK1	CAD1	CAD Machine	Fixed	85.00		6.00
MMH007.05.12.01	189	Company US1	PMCHM	Project Managers	Fixed	60.00		6.00
MMH007.05.12.02	189	Company US1	J.E.D.	Design Engineers	Fixed	18.00		6.00
MMH02.12.12.01	39	IMPLEVTD	WAGSON	Wagson	Fixed	200.00		6.00
MMH007.05.12.03	189	Company US1	WSON	Wagson	Fixed	12.00		6.00
2108.2.2.2PMH2.01	39	Company UK1	MECHENG	Mechanical Engineer	Fixed	61.00		
2108.2.2.2PMH2.02	39	Company UK1	MECHENG	Project Engineer	Fixed	21.00		
2108.2.2.2PMH2.03	39	Company UK1	CAD1	CAD Machine	Fixed	41.00		
W105.L.20	39	Company UK1	SALES	Sales	Fixed	50.00		
W105.L.20	39	Company UK1	DESIGN	Designer	Fixed	40.00		
W105.L.20	39	Company UK1	ELCENG	Electrical Engineer	Fixed	50.00		
W105.L.20	39	Company UK1	MECHENG	Mechanical Engineer	Fixed	70.00		
W105.L.20	39	Company UK1	CAD1	CAD Machine	Fixed	85.00		
W105.L.20	39	Company UK1	CAD1	CAD Machine	Fixed	120.00		
W105.L.20	39	Company UK1	ELCENG	Electrical Engineer	Fixed	100.00		
W105.L.20	39	Company UK1	CAD1	CAD Machine	Fixed	200.00		
W105.L.20	39	Company UK1	INSTALL	Installation Engineer	Fixed	100.00		
2112.05.A121	18	IFS Rating USA	ESD	Senior Engineers	Fixed	5.00		6.00
P101.010.0000	18	IFS Rating USA	E10	Structural Engineers	Fixed	80.00		6.00
P101.010.0000	18	IFS Rating USA	K20	Senior Engineers	Fixed	12.00		6.00
P101.010.0000	18	IFS Rating USA	E10	Structural Engineers	Fixed	80.00		6.00

Bottom Right Screenshot: Resource Capacity Summary Graph

Resource Capacity Summary Graph - 14 Oct

Resource ID: QUANTITY SURVEYOR | Calculator ID: LIME

Resource Company: Company UK1 | Period Type: Monthly

Period Number	Period Type	Start Month	End Month	Planned Capacity	Resource Capacity	Utilization
1	2009	0	2009	200.00	400.00	0.50%
2	2009	1	2009	200.00	400.00	0.50%
3	2009	2	2009	200.00	400.00	0.50%
4	2009	3	2009	200.00	400.00	0.50%
5	2009	4	2009	200.00	400.00	0.50%
6	2009	5	2009	200.00	400.00	0.50%
7	2009	6	2009	200.00	400.00	0.50%
8	2009	7	2009	200.00	400.00	0.50%
9	2009	8	2009	200.00	400.00	0.50%
10	2009	9	2009	200.00	400.00	0.50%
11	2009	10	2009	200.00	400.00	0.50%
12	2009	11	2009	200.00	400.00	0.50%
1	2010	0	2010	200.00	400.00	0.50%
2	2010	1	2010	200.00	400.00	0.50%
3	2010	2	2010	200.00	400.00	0.50%
4	2010	3	2010	200.00	400.00	0.50%
5	2010	4	2010	200.00	400.00	0.50%
6	2010	5	2010	200.00	400.00	0.50%
7	2010	6	2010	200.00	400.00	0.50%
8	2010	7	2010	200.00	400.00	0.50%
9	2010	8	2010	200.00	400.00	0.50%
10	2010	9	2010	200.00	400.00	0.50%
11	2010	10	2010	200.00	400.00	0.50%
12	2010	11	2010	200.00	400.00	0.50%

Bottom Left Screenshot: Project Management Dashboard

Project Info: Infrastructure Project C20

Project Name: Infrastructure Project C20 | Status: Approved | Base Currency: GBP | Earned Value Method: Baseline Revision: Planned

Bottom Center Screenshot: IFS Applications Menu

- Project Management
- Plan and Control
- Project Navigator
- Project
- Sub-Project
- Activity
- Task
- Integration to External
- Supplier and Forwarding
- Project Material Requirement
- Reporting
- Project Time Registration
- Project Cost Registration
- Project Transaction
- Supplier Invoice
- IFS Applications



IFS SPECIALIST SOLUTIONS



ASSET MANAGEMENT

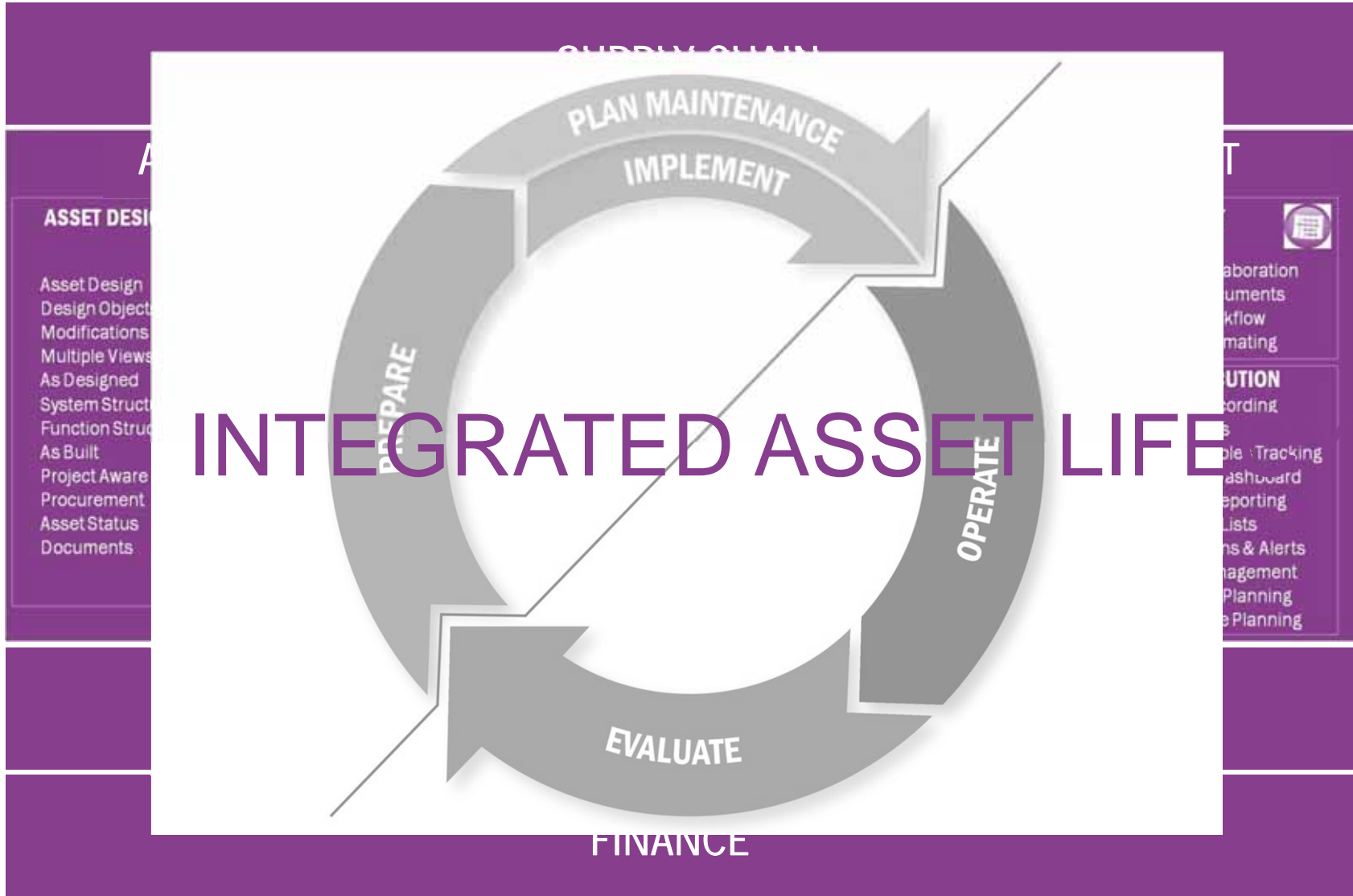
ASSET DESIGN	ASSET MANAGEMENT	
<ul style="list-style-type: none"> Asset Design Design Objects Modifications Multiple Views As Designed System Structure Function Structure As Built Project Aware Procurement Asset Status Documents 	<ul style="list-style-type: none"> Asset Definition Configuration Control Preventive Maintenance Fault Reporting Call Center RCM SLAs MRO Performance Analysis 	<ul style="list-style-type: none"> Work Management Time and Expenses Mobile & Wireless Resource Allocation Scheduling Material Management Equipment Monitoring Tools & Facilities Contract Management Compliance
	<h3 style="text-align: center;">OPTIMISED SCHEDULING 360</h3> <ul style="list-style-type: none"> Optimisation Engine Highly Configurable (handle complex rules) Graphical Gantt with Alerts 	

PROJECT MANAGEMENT

PLANNING	CONTRACT MANAGEMENT	
<p>Primavera</p>  <ul style="list-style-type: none"> Dependencies Constraints Resources WBS Progress <p>Microsoft Project</p> 	 <ul style="list-style-type: none"> Contract Management Variation and Change Control Invoicing and Applications Bid Management 	<ul style="list-style-type: none"> Collaboration Documents Workflow Estimating
	<h3>COST CONTROL</h3> <ul style="list-style-type: none"> WBS & CBS Top Down or Bottom Up Budgeting Periodic Reviews Progress Earned Value Estimate to Complete Multi Currency Quantities Hours 	<h3>EXECUTION</h3> <ul style="list-style-type: none"> Time Recording Expenses Deliverables Tracking Project Dashboard Status Reporting Work To Lists Exceptions & Alerts Risk Management Material Planning Resource Planning

IFS INTEGRATED SOLUTION







TOTAL ASSET LIFECYCLE MANAGEMENT IN HARMONY

Kenny Ingram

Industry Director

kenny.ingram@ifsworld.com